




K1



M1/M3
L1/L3

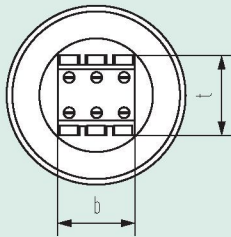


Design K / L / M
CAPAGRIP™

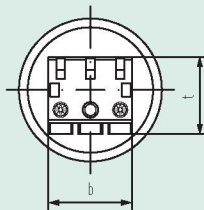


(* $D_1 = 136; +6$)

M1 / M3
L1 / L3



K1



CAPACITORS WITH A CAN DIAMETER OF 60...136 mm

Can material	aluminium
Base mounting stud	M12
Lid	flanged aluminium (folded edge)
Terminals	
L1/L3	2 × 25 mm ² per contact ¹⁾
M1/M3	2 × 50 mm ² per contact ¹⁾
K1	1 × 10 mm ² per contact ¹⁾
I_{max} (Terminals)	
L1/L3	56 A
M1/M3	104 A
K1	39 A
Degree of protection	IP 20
K	16 mm
L	16 mm
Humidity class	C

KONDENSATOREN MIT EINEM GEHÄUSEDURCHMESSER VON 60...136 mm

Gehäusematerial	Aluminium
Bodenschraube	M12
Deckel	Aluminium, Bördelverschluss
Anschlüsse	
L1/L3	2 × 25 mm ² pro Kontakt ¹⁾
M1/M3	2 × 50 mm ² pro Kontakt ¹⁾
K1	1 × 10 mm ² pro Kontakt ¹⁾
I_{max} (Anschlüsse)	
L1/L3	56 A
M1/M3	104 A
K1	39 A
Schutzgrad	IP 20
K	16 mm
L	16 mm
Feuchteklasse	C

1) For design K1, L1 and M1 the central screw has no contact. Bei den Ausführungen K1, L1 und M1 hat die mittlere Klemme keinen Kontakt

	Design L1/L3	Design M1/M3	Design K1
h	35	45	26
b	42	49	38
t	44	55	35.5

